



Makaha Elementary School

School Code: 258

Grades K-6

School Status and Improvement Report School Year 2010-11



Contents

Focus on Standards	p. 1
School Description	p. 1
School Setting	p. 2
<ul style="list-style-type: none"> • Student Profile • Community Profile 	
School Improvement	p. 3
<ul style="list-style-type: none"> • Summary of Progress 	
School Resources	p. 4
<ul style="list-style-type: none"> • Certified Staff • Facilities 	
Vital Signs	pp. 5-7
<ul style="list-style-type: none"> • School Quality Survey • Student Conduct • School Retention or Completion • Hawaii State Assessment Program 	
Other School Information	p. 8

Focus On Standards

This School Status and Improvement Report has been prepared as part of the Department's education accountability system to provide regular, understandable accounts of our schools' performance and progress, as required by §302A-1004, Hawai'i Revised Statutes.

This report describes the school and its setting; provides information about the school's administrators, teachers, students and facilities; summarizes progress made based on the school's improvement plan, and reports student achievement results along with other vital signs.

School Description

Makaha Elementary School opened in 1960 and is located in a rural community in the Waianae district. Five public elementary schools, Waianae Intermediate School, and Waianae High School form the Waianae Complex. Standards-based instruction and the General Learner Outcomes drive the assessment and professional development activities. We are proud of our successful inclusion program that benefits students who receive Special Education services in the regular education classroom setting.

Makaha Elementary School collaborates with Hoa 'Aina O Makaha, who shares a common border with the school. Its Hawaiiana and environmental studies provide students with an opportunity to apply concepts learned in the classroom. Makaha Elementary's Positive Behavior program works toward engaging students in a variety of physical and academic standards-based activities.

Makaha Elementary School promotes a scholarly environment, and will begin implementing the Achievement Via Individual Determination (AVID) system. AVID's mission is to close the achievement gap by preparing all students for college readiness and success in a global society.

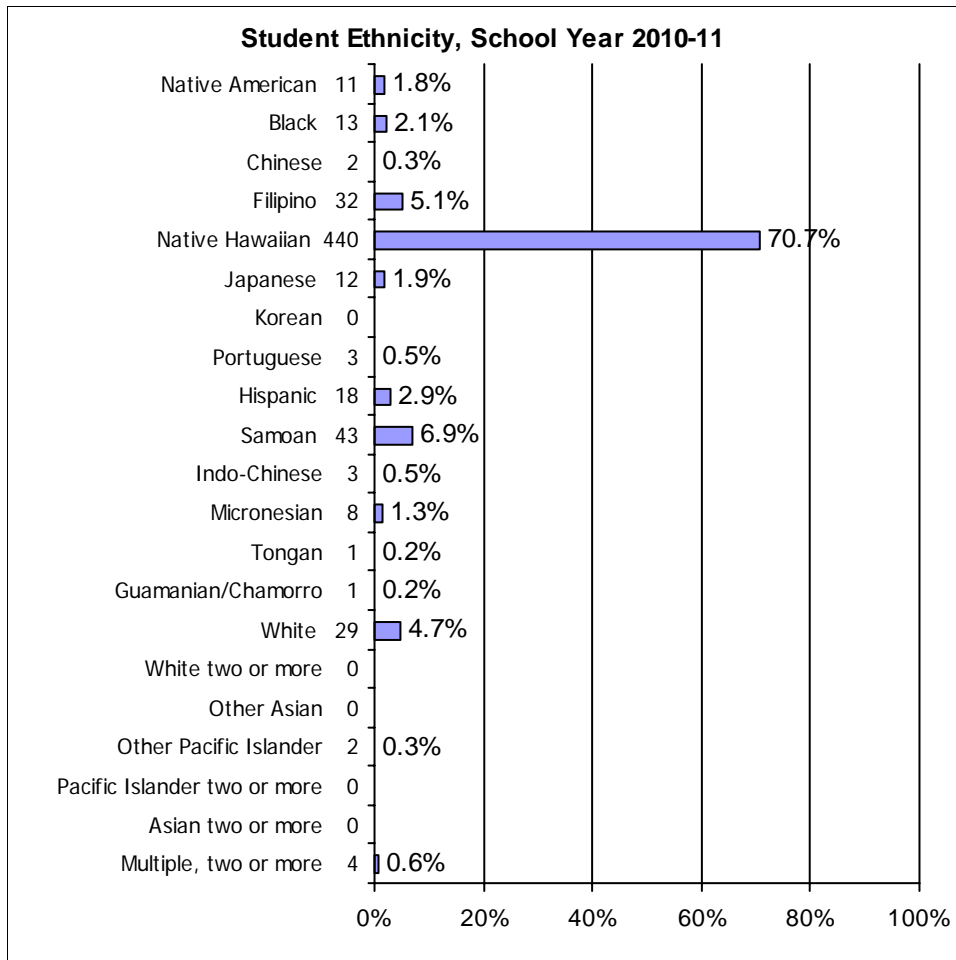
School Address:

Makaha Elementary School
84-200 Ala Naauao Place
Waianae, Hawaii 96792

School Setting

Student Profile

School year	2008-09	2009-10	2010-11		2008-09	2009-10	2010-11
Fall enrollment	565	580	594	Number and percent of students in Special Education programs	81 14.3%	86 14.8%	85 14.3%
Number and percent of students enrolled for the entire school year	484 85.7%	527 90.9%	530 89.2%	Number and percent of students with limited English proficiency	25 4.4%	29 5.0%	21 3.5%
Number and percent of students receiving free or reduced-cost lunch	454 80.4%	474 81.7%	503 84.7%	Percent of Kindergartners who attended preschool	53%	54%	47%



n = 622

Community Profile

2010 Census Data not available at this time.

School Improvement

Summary of Progress

Makaha Elementary School will continue to revisit and refine the goals, strategic actions, and enabling activities as outlined in the school's Academic and Financial plans. Input is gathered from a variety of sources: assessment results, faculty, grade level, and committee meetings, the School Community Council, and parent feedback. The school is cognizant of the need to use student data to inform instruction; heavy emphasis is placed on developing and implementing a professional development plan which addresses the individual needs to teachers to positively impact student achievement.

Makaha Elementary School's focus on student achievement will be supported by the AVID College Readiness System, whose mission is to close the achievement gap by preparing all students for college readiness and success in a global society. It places heavy emphasis on Writing, Inquiry, Collaboration, and Reading, and supports school teams in promoting a rigorous and supportive academic environment.

Makaha Elementary School's School Quality Survey reflected consistent, many significant, gains in teachers' and students' positive responses in 17 out of 18 dimensions (one category remained the same). We are confident that constant monitoring and analysis of school assessments will result in the targeted implementation of best practices and increased student achievement.

School Resources

Certified Staff

Teaching Staff

Total Full-Time Equivalent (FTE)	44.0
Regular Instruction, FTE	63.6% 28.0
Special Instruction, FTE	29.5% 13.0
Supplemental Instruction, FTE	6.8% 3.0
Teacher headcount	44
Teachers with 5 or more years at this school	22
Teachers' average years of experience	8.2
Teachers with advanced degrees	11

Professional Teacher Credentials

Fully licensed	97.7%	43
Provisional credential	2.3%	1
Emergency credential	0.0%	0

Students per Teaching Staff *

Regular Instruction	16.4
Special Instruction	6.5

* Regular instruction includes both regular and supplemental teaching staff and does not include mainstreamed special education students. Therefore, these figures do not indicate class size.

Administrative and Student Services Staff

Administration, FTE *	3.0
Librarians, FTE	1.0
Counselors, FTE	2.0
Number of principals at this school in the last five years	2

* Administration includes Principals, Vice-Principals, Student Activity Coordinators, Student Services Coordinators, Registrars, and Athletic Directors

Facilities

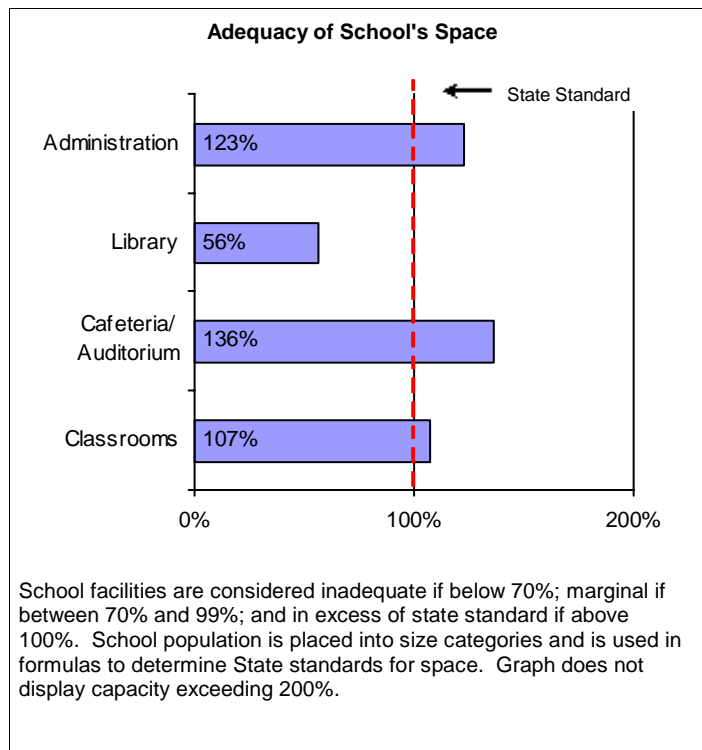
School Year Ending 2011

Classrooms available	44
Number of classrooms short (-) or over (+)	-6

School facilities inspection results

From the 2011 school year school facilities inspection data are no longer available at the state level. Department schools are still required to do an annual assessment of its facilities in the following areas: Grounds, Building exterior, Building interior, Equipment/Furnishings, Health/Safety and Sanitation. All department schools should have their annual inspections completed by the second quarter of the school year.

Historically the majority of the department schools attained inspection assessment points in the following ranges, 9-15 earning a "Satisfactory" rating and 16-18 points earning the highest "Very Good" rating.



Vital Signs

School Quality Survey

The School Quality Survey (SQS), administered periodically by the System Evaluation and Reporting Section, is used for strategic planning and to comply with state accountability requirements.

Percent of Positive Responses

School Quality Survey *		Teachers		Parents		Students	
		School	State	School	State	School	State
Standards-Based Learning	2010	90.6%	92.0%	77.7%	76.2%	80.7%	76.3%
	2011	83.8%	92.6%	78.1%	80.0%	78.6%	77.3%
Quality Student Support	2010	88.6%	81.9%	72.1%	76.4%	66.4%	70.3%
	2011	74.6%	80.3%	74.6%	78.6%	70.2%	71.5%
Professionalism & System Capacity	2010	93.2%	85.9%	77.4%	79.2%	90.0%	87.8%
	2011	87.5%	85.7%	85.1%	81.4%	84.3%	88.5%
Coordinated Team Work	2010	87.0%	75.4%	62.0%	66.5%	74.7%	77.9%
	2011	65.7%	75.5%	66.7%	71.1%	72.4%	79.5%
Responsiveness of the System	2010	94.7%	85.0%	73.5%	70.8%	There are no student items for this dimension	
	2011	72.5%	84.2%	69.4%	72.6%		
Focused & Sustained Action	2010	88.3%	84.5%	59.9%	64.1%	75.0%	81.4%
	2011	63.6%	83.2%	67.7%	67.7%	82.4%	82.4%
Involvement	2010	85.2%	78.6%	68.7%	70.9%	69.4%	69.7%
	2011	57.5%	77.6%	68.0%	72.1%	63.9%	69.5%
Satisfaction	2010	89.4%	78.3%	73.2%	74.9%	80.9%	79.6%
	2011	41.7%	77.5%	76.8%	79.3%	82.8%	81.4%
Student Safety & Well Being	2010	90.3%	85.6%	72.7%	77.8%	65.7%	69.2%
	2011	80.0%	83.4%	73.8%	79.8%	70.1%	70.5%
Survey Return Rate **	2010	55.0%	70.1%	17.1%	37.6%	89.5%	93.0%
	2011	51.3%	70.7%	47.6%	39.0%	97.2%	92.6%

* State Teacher and Parent positive response figures are one of 4 grade spans (Gr. K to 5/6, Gr. 6/7 to 8, Gr. 9 to 12, and Multi-level) that best correspond to this school's grade span. The Student positive response figures for the State and this school are those of the highest grade level surveyed at this school.

** State Return Rate for Teachers, Parents, and Students are for one of 6 grade spans (i.e., Gr. K to 5/6, Gr. K to 7/8, Gr. K to 12, Gr. 6/7 to 8, Gr. 6 to 12, and Gr. 9 to 12) that correspond to this school's grade span.

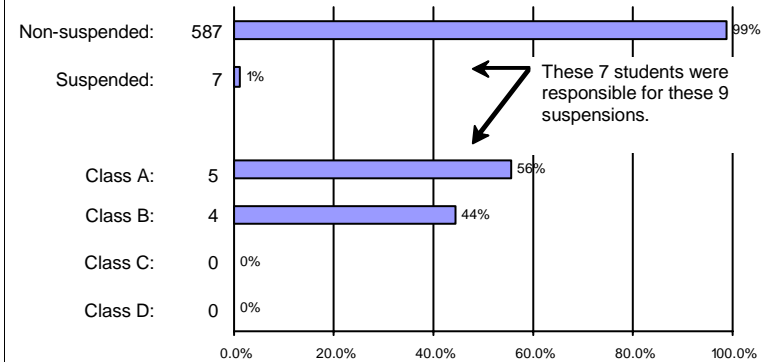
Vital Signs

Student Conduct

Attendance and Absences

School Year			State Standard
2008-09	2009-10	2010-11	
Average Daily Attendance: % (higher is better)			95.0%
90.0%	90.1%	89.1%	
Average Daily Absences: in days (lower is better)			9
17.9	16.0	19.5	

Suspensions, School Year 2010-2011



Examples of class of suspension:

- Class A: Burglary, robbery, sale of dangerous drugs
- Class B: Disorderly conduct, trespassing
- Class C: Class cutting, insubordination, smoking
- Class D: Contraband (e.g. possession of tobacco)

School Retention

Retention for elementary schools include students in all grades except kindergarten who were retained (kept back a grade). Retention for middle/intermediate schools include only eighth graders who were not promoted to ninth grade. Starting in 2004, eighth grade retention calculations that conform to NCLB requirements are used.

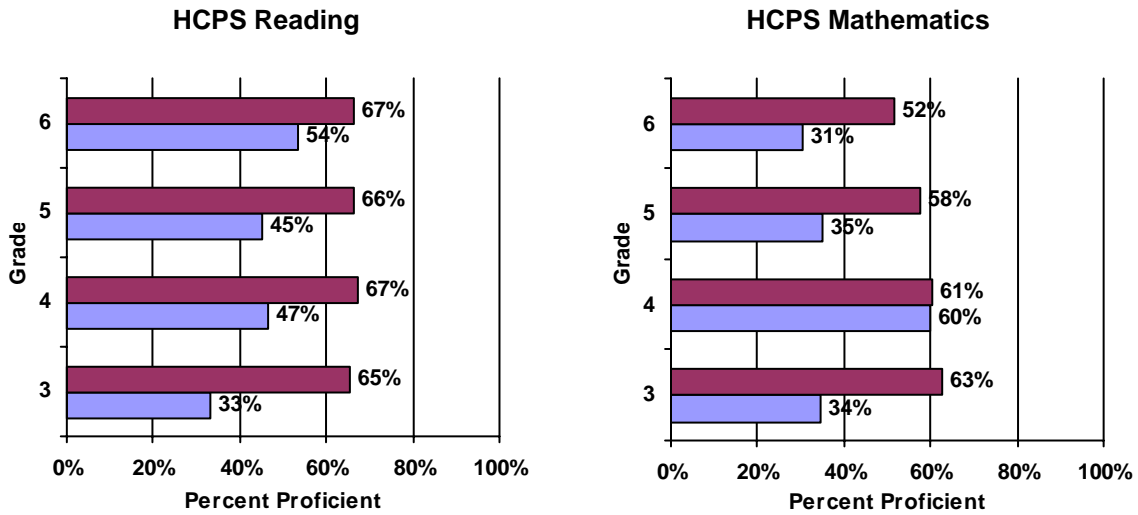
	Retention		
	2009	2010	2011
Total number of students	476	483	506
Percent retained in grade	0%	0%	0%

Note. "--" means missing data.

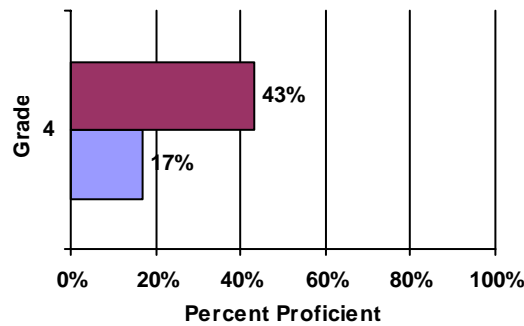
"*" means data not reported to maintain student confidentiality (see FERPA).

Vital Signs


Hawaii State Assessment Program



HCPS Science



The HCPS Science assessment is given in grades 4, 8 and 10.



A school's bar may not be shown to maintain student confidentiality (see FERPA).

TerraNova, 2nd Edition
Percent Average and Above

Grade	Reading National Norm is 77%		Mathematics National Norm is 77%	
	School	State	School	State
3	49%	80%	65%	85%
4	63%	84%	83%	89%
5	57%	85%	85%	90%
6	73%	84%	87%	89%

The TerraNova is a national norm-reference assessment with 9 stanine levels. Scores in stanines 1 to 3 represent "Below Average," and scores in stanines 4 to 9 represent "Average and Above."

Note. From 2006-2007, the Hawaii Content and Performance Standards (HCPS) III and TerraNova assessments were used.

" - " means missing data.

" * " means data not reported to maintain student confidentiality (see FERPA).

Other School Information

Published on December 2, 2011.
System Evaluation and Reporting Section, Systems Accountability Office, Office of the Superintendent, Honolulu, HI: Hawaii State Department of Education.